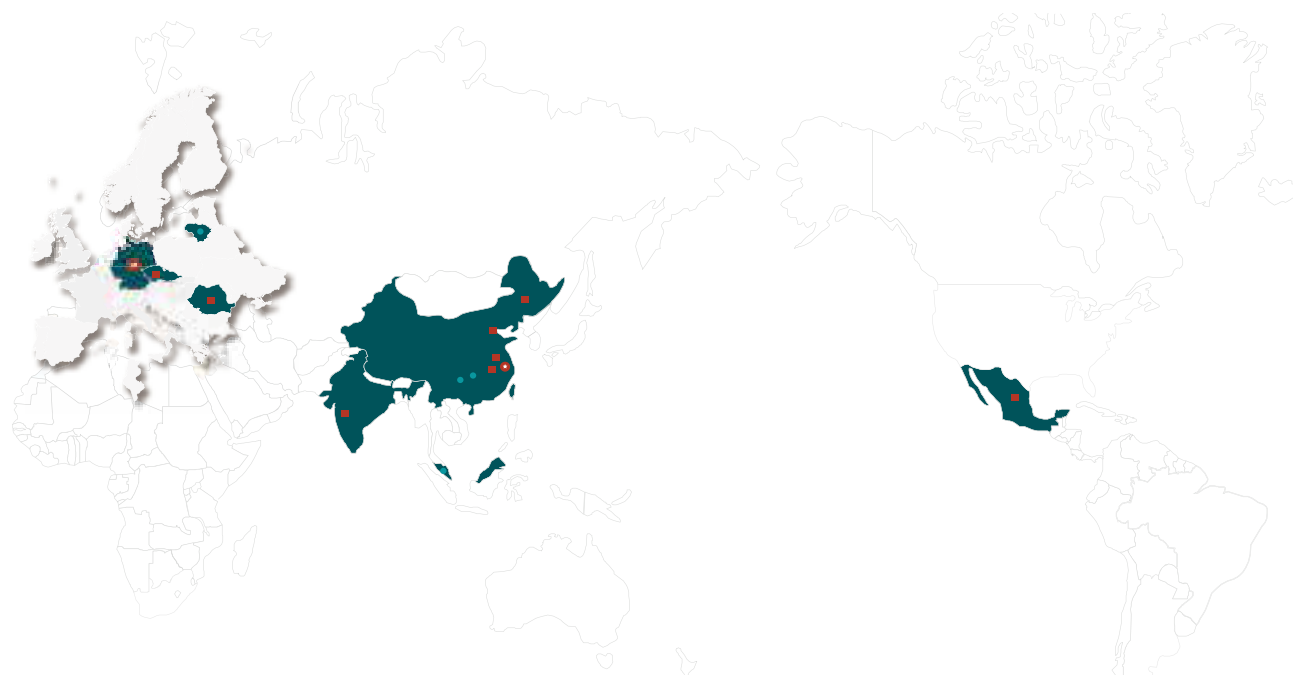



Global Layout



Bar-Wound Stator Smart Manufacturing Solution Provider



ruhlamat Huarui Automation Technologies (Changzhou) Co., Ltd.

📍 No.58 Xinggang Road, Zhonglou Economic Development Zone, Changzhou

☎ +86 519 8328 8878

🌐 www.ruhlamat.com.cn



LinkedIn



YouTube



WeChat

ruhlamat-202404-EN

ruhlamat Huarui Automation Technologies (Changzhou) Co., Ltd.



COMPANY PROFILE

Located in Changzhou, footprints across the globe. ruhlamat Huarui Automation Technologies (Changzhou) Co., Ltd., founded in November 2021, is a globalized company dedicated to providing bar-wound stator smart manufacturing solutions and services to global customers.

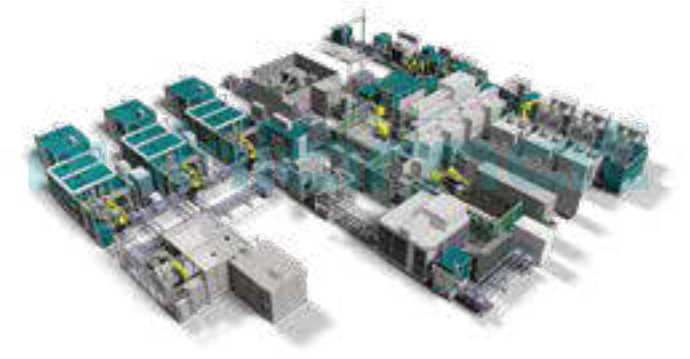
Its core R&D team consists of ruhlamat (Suzhou) senior engineers, with extensive and professional experience in the industry. The plant in Changzhou covers 20,000 m², equipped with a sample workshop and professional manufacturing facilities.

BUSINESS SCOPE

To provide bar-wound stator manufacturers worldwide with smart production line and services, with OEM services in the second phase

Bar-Wound Stator Automation Line

- Flexible automation solutions
- Compatible with multiple products
- PV production line



Bar-Wound Stator Sample Production

- Trial production
- Compatible with stators of multiple diameters (120-280mm)
- Compatible with bar-wound of multiple layers



Bar-Wound Stator R&D and Service Support

- Multiple processes: bending, twisting, welding (laser/TIG)
- Personnel training, production support and skills improvement
- Analysis and R&D on products with customers
- Leaping capacity based on lean improvement



Bar-Wound Stator Mass Production Line Gen1

CT 75s

OEE ≥ 85%

98%
First Pass Yield

90-180mm
Lamination stack

① Lamination loading & stator unloading

② Insulation paper insertion

③ Common U-pin forming

④ Cross-layer U-pin and I-pin forming

⑤ Basket insertion

⑥ Pin insertion

⑦ Expanding

⑧ Twisting

⑨ Pin cutting and
laser welding

⑩ AOI test

⑪ Robot-1 & Lamination
surface cleanliness inspection

⑫ Preheating and curing oven

⑬ Cooling machine

⑭ Robot-2

⑮ Trickling by electric heating
and gelling

⑯ Buffer after trickling

⑰ Housing assembly

⑱ Cooling oven


⑲ Leakage test

⑳ Busbar assembly

㉑ Busbar welding

㉒ EOL test

㉓ Unloading



Bar-Wound Stator Mass Production Line Gen1

 CT: 120s

 OEE≥85%

 98%
First Pass Yield

 90-180mm
Lamination stack

① Lamination Loading & Stator unloading

② Insulation paper insertion

③ Cross-layer U-pin and I-pin preparation

④ Pin forming

⑤ Basket insertion

⑥ Pin insertion

⑦ Expanding

⑧ Twisting

⑨ Pin cutting & laser welding

⑩ AOI test

⑪ Stator preheating & Glue curing & Coating preheating oven

⑫ Trickle by electric heating and gelling

⑬ Coating

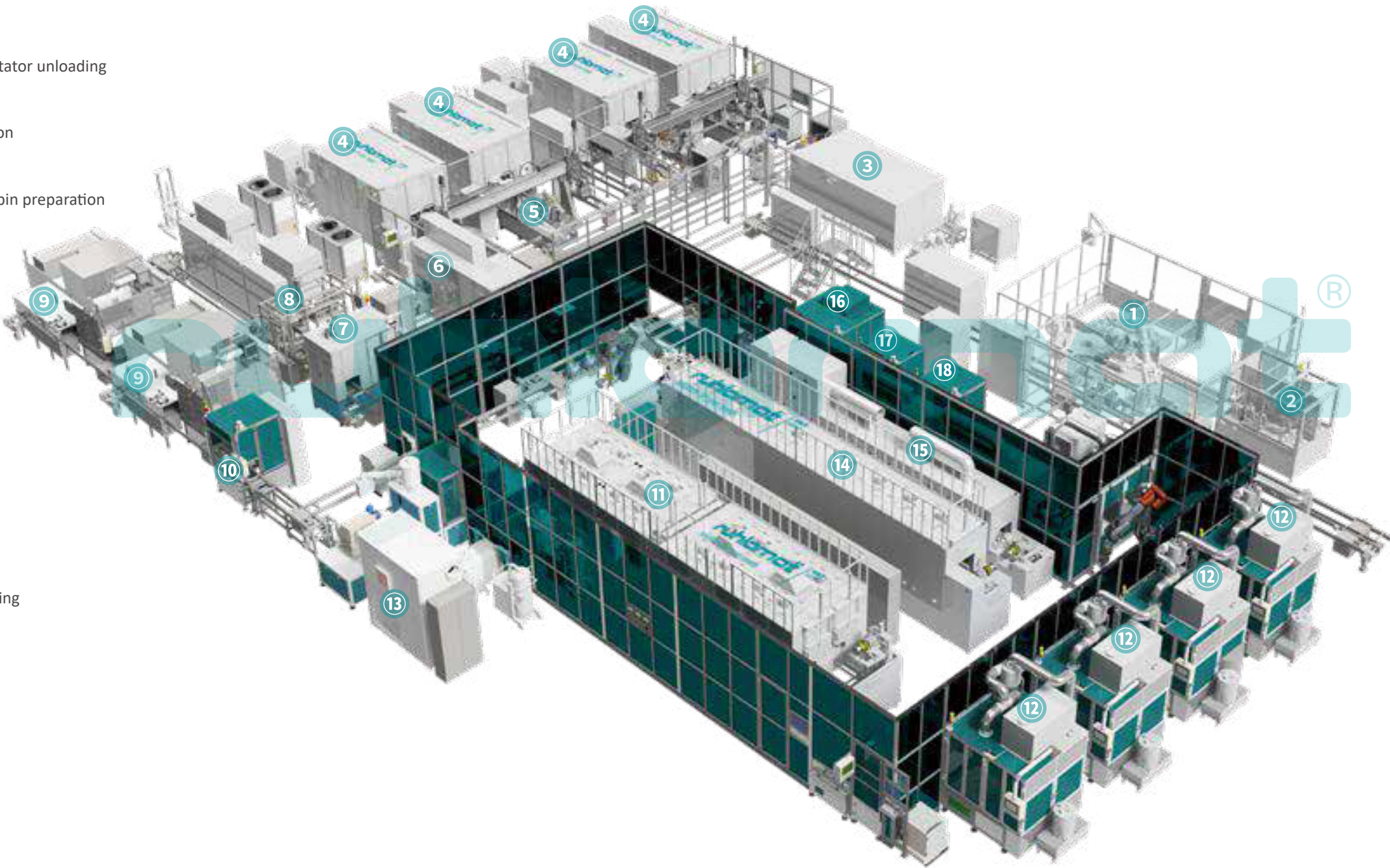
⑭ Coating curing oven

⑮ Cooling oven

⑯ Typhoon cleaning

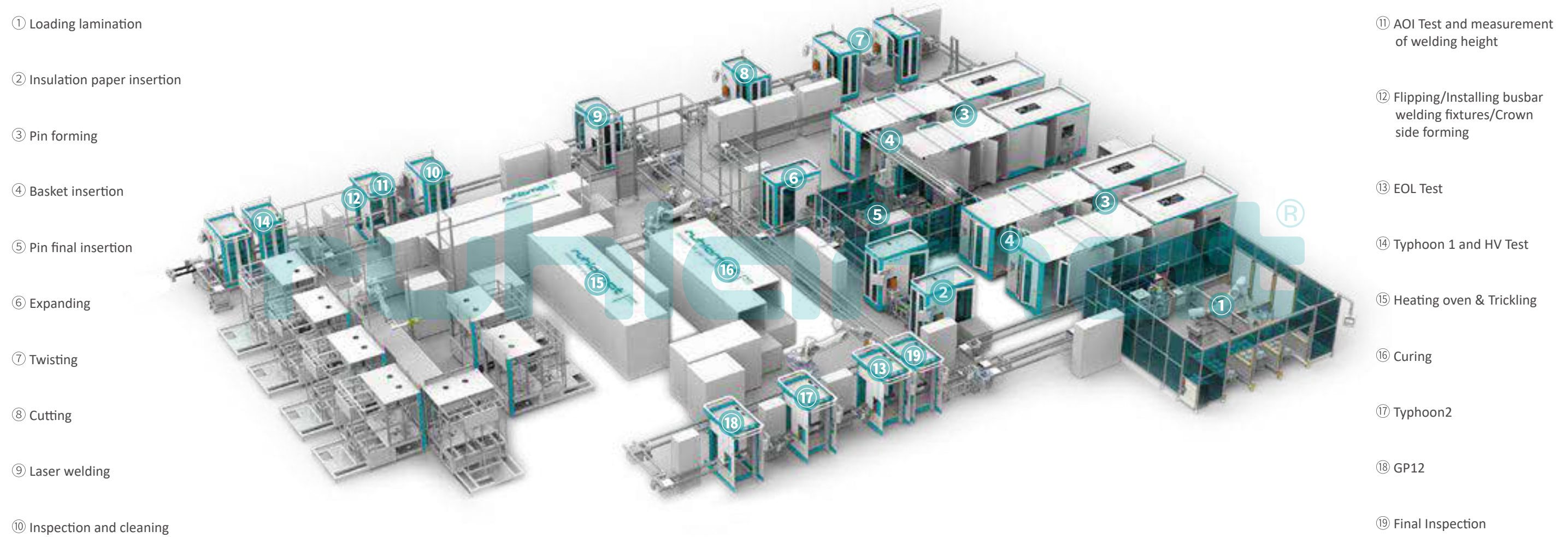
⑰ NTC assembly and EOL test

⑱ Final Inspection



Bar-Wound Stator Mass Production Line Gen2

- Bar-wound stator mass production line Gen2 features high flexibility, with modular design. High-speed automatic changeover can be realized in 50% of the stations, with that for whole line less than 45 minutes.
- The process stations for pin forming, stripping, automatic basket insertion, automatic PIN insertion and welding are upgraded and iterated, thus achieving a significant increase in the OEE and automation rate of the whole line, with the CT down to 30s at least.
- The innovative pin forming station can meet the production of all types of pins in one stator.



 CT down to 30s or 75/90/100/120s	 High Compatibility 4/6/8 layers, 48/54/72 slots	 30% Area saved	 50-270mm Lamination stack	 OEE≥85%	 Self-learning Intelligent production
 High Flexibility A single machine can meet the production of all types of pins in one stator	 2-3% Copper wire saved	 98% First Pass Yield	 120-280mm Lamination diameter	 Automatic Changeover by software	 95% Automation rate

Standard Station

High-Flexibility Pin Forming Station



- The first innovative design in the industry.
- **High flexibility:** Innovative 2D/3D moulding mode, free of hardware replacement. Through updating software, a single machine can meet the production of all types of pins in one stator, which covers processes like straightening, stripping, 2D, 3D, and pre-insertion of the wire. The solution is made according to the customer's production capacity requirements to achieve a flexible production mode and set aside interfaces for the future expansion of the production.
- **2-3% copper wire is saved:** Non-destructive cut-off process.
- **7.2 million RMB copper wire is saved:** Based on 600,000/pcs annual production capacity.

Specifications & Features

- CT≤1.5s/pin
- The software-empowered changeover enables all types of pins in one stator to be produced by a single machine
- Modular design, with mould/milling/laser peeling optional to the customer
- Wire feeding length error +/-0.1mm
- Non-destructive cut-off chamfering, with copper costs saved (2-3%)
- Automatic insulation testing of the pin on line (optional)

Standard Station

Insulation Paper Insertion Station



Specifications & Features

- CT≤75s/pcs (48 slots)
- Forming size accuracy: ±0.15mm
- Paper insertion length varies from the core thickness, with the accuracy: ±0.15mm
- Forming heating function with the temperature control ±3 °C
- Automatic unwinding and tension control
- Insertion of anti-warping
- Paper scrap cleaning
- Paper shift without scrap
- Paper jam alarm

Standard Station

Basket Insertion Station



Specifications & Features

- CT≤1.5s/pin
- Pin type anti-error
- Pin anti-deformation
- Compatible with multiple winding designs
- Combing pins to prevent the disorder of layers or feet of pins
- Flexible design of basket tooling, enabling efficient changeover

Standard Station

Expanding Station




Specifications & Features

- CT≤3.5s/pin/gripper
- Z-direction compensation when expansion
- Pin position correction
- Pin position testing after correction
- Coating destruction free for bar-wound stator
- Flexible design, compatible with different diameters and grooves of the stator, and the number of clamping jaws can be increased/decreased up to 16 groups at most

Standard Station

Twisting Station



Specifications & Features

- CT≤60s/pcs
- Torque monitoring
- Moulding force monitoring to ensure that the product is not damaged
- The angle of rotation of each layer is controlled by an independent servo
- Each layer of the twisted head mould can be made independent of the Z compensation to ensure that the height of the welded end of the twisted head, no need to cut the head, which can save copper costs
- Before twisting the pin and in the process of twisting the pin should be prevented from U/I pin tampering
- After the head of the twisted head pin position detection and product cleaning
- Prevent damage to bar-wound enamel

Standard Station

Laser Welding Station



Specifications & Features

- CT=0.25s/welding point
- Welding fixture has independent power for each slot, no gap for clamping
- Shielding gas is protected during welding with a welding fume extracting system
- PFO welding guide, pin position/pin height/pin clamping gap
- Welding slag cleaning
- Automatic disassembly of welding fixture
- Welding points free of cutting
- Automatic visual testing of welding point quality